

Ground Access Wells

LINE CARD



HARGER
Ground Access Wells

Light Duty - HDPE Well with Cover

Part No.	Diameter	Length	Approx. Each Wt. (lbs.)
GAW910	9"	10-1/4"	4-1/2

- Standard cover reads "GROUND".
- High Density Polyethylene (HDPE) well features a "twist lock" cover with locking bolt.
- 2 knock outs (mouse holes) allow for routing conductor to the inside.



Medium Duty - Light Weight Polymer Concrete Well with Cover

Part No.	Dimensions	Approx. Each Wt. (lbs.)
GAW121212HD	12" x 12" x 12" deep	52
GAW121218HD	12" x 12" x 18" deep	57
GAW121224HD*	12" x 12" x 24" deep	67
GAW132418HD	13" x 24" x 18" deep	97-1/2

- Lid & Grade Ring manufactured from high density polymer concrete.
 - Body manufactured from sheet molding compound for exceptional toughness and reduced weight.
 - Comes with load category Tier 15 rated lid.
 - Standard lid is engraved GROUND.
 - Suitable for installation and use through a temperature range of -40°C to +90°C.
 - Gray color.
- * GAW121224HD is a two piece stackable, each 12" high.



GAW121212HD



GAW121218HD



GAW121224HD*



GAW132418HD



Standard Lid Engraving



Custom Engraving Available.
Contact factory for details.



Traffic Rated - Concrete Well with Cast Iron Cover

Part No.	Diameter	Length	Approx. Each Wt. (lbs.)
360TD	10"	24"	100
360TDNE*	10"	12"	71
362TD	12"	24"	137
362TDNE*	12"	12"	102

- Standard cover reads "GROUND".
 - Access well is H-20 rated, suitable for heavy traffic.
 - Reinforced concrete box with cast iron ring.
 - Must be shipped by truck only.
- * NE suffix indicates a "No Extension" version, shown on the right.




APPLICATION NOTES:

- Provides ready access to ground electrode for testing and inspection purposes.
- To prevent displacement by frost, the access well must be longer than the frost line is deep.

Traffic Rated - Steel Well with Steel Cover

Part No.	Dimensions	Approx. Each Wt. (lbs.)
GAW121212TDLH	12" x 12" x 12" deep	40
GAW181818TDLH	18" x 18" x 18" deep	80
GAW242424TDLH	24" x 24" x 24" deep	140
GAW363636TDLH	36" x 36" x 36" deep	300

- The Harger traffic rated security wells can support vehicle loading up to AASHTO H-20 rating of 32,000 lbs. (14,500 kgs) per axle. This rating refers to the ability of a roadway to safely accommodate 3-4 axle vehicles, such as a large semi-truck and trailer.
- 3/8" steel top cover with 120 degree opening latch.
- Accepts #3 padlock.
- Must be shipped by truck only.



Medium Duty - Schedule 80 PVC Well with Cast Iron Cover

Part No.	Diameter	Length	Approx. Each Wt. (lbs.)
362PS12CILS80	12"	12"	42
362PS24CILS80	12"	24"	61
362PS30CILS80	12"	30"	68

- Standard cover reads "GROUND ROD".
- 12" diameter Schedule 80 PVC well.
- Cast iron cover fits into cast iron ring for extra support.



Medium Duty - Schedule 80 PVC Slotted Well with Cover

Part No.	Diameter	Length	Cover Type	Approx. Each Wt. (lbs.)
360P36CILS80	10"	36"	Cast Iron	61
360P36CILS80TP	10"	36"	Tamper Proof	61
360P42CILS80	10"	42"	Cast Iron	67
360P42CILS80TP	10"	42"	Tamper Proof	67


- Standard cover reads "GROUND".
- Four 27" slots allow for ground electrode connections to be made before installation of test well.
- Cast iron cover fits into cast iron ring for extra support.



Light Duty - Tile Well with Concrete Cover

Part No.	Nominal Size	Length	Bell I.D. Minimum	Pipe I.D. (Approx.)	Approx. Each Wt. (lbs.)
358TC	8"	24"	10-1/2"	8"	70
360TC	10"	24"	12-3/4"	10"	97
362TC	12"	24"	15-1/8"	12"	151

- Standard cover reads "GROUND".
- Diameter is measured on inside diameter of access well bottom.
- Also available with a grated cast iron cover.
- Must be shipped by truck only.



Light Duty - Schedule 40 PVC Belled End Well with Cover

Part No.	Diameter	Length	Cover Type	Approx. Each Wt. (lbs.)
360PBG	10"	24"	Cast Iron Grated	20
360PBS	10"	24"	Flat Steel	19
360PBSTP	10"	24"	Tamper Proof	27
362PBG	12"	24"	Cast Iron Grated	28
362PBS	12"	24"	Flat Steel	26
362PBSTP	12"	24"	Tamper Proof	28
368PBG	18"	24"	Cast Iron Grated	71
368PBS	18"	24"	Flat Steel	58
368PBSTP	18"	24"	Tamper Proof	58



360PBG



360PBS



360PBSTP

- Standard flat steel and tamper proof cover reads "GROUND".
- Schedule 40 PVC wells feature a belled end.
- Flat steel covers are 3/16" thick commercial grade steel with a zinc/ultraseal coating.

Light Duty - Schedule 40 PVC Well with Cover

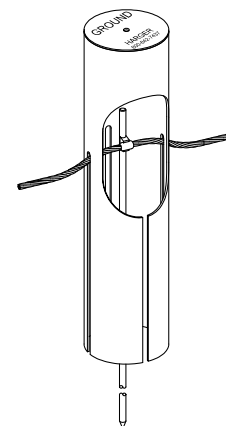
Part No.	Diameter	Length	Cover Type	Approx. Each Wt. (lbs.)
358PP	8"	24"	Plastic	12
358PS	8"	24"	Flat Steel	14
360PP	10"	24"	Plastic	15
360PS	10"	24"	Flat Steel	19
362PS	12"	24"	Flat Steel	22



- Standard cover reads "GROUND".
- Steel covers are 3/16" thick commercial grade steel with a zinc/ultraseal coating.
- Plastic covers are manufactured from High Density Polyethylene.

Light Duty - Schedule 40 PVC Slotted Well with Cover

Part No.	Diameter	Length	Cover Type	Approx. Each Wt. (lbs.)
358P42	8"	42"	Flat Steel	19
358PP42	8"	42"	Plastic	17
360P42	10"	42"	Flat Steel	30
360PP42	10"	42"	Plastic	26




- Standard cover reads "GROUND".
- Steel covers are 3/16" thick commercial grade steel with a zinc/ultraseal coating.
- Plastic covers are manufactured from High Density Polyethylene.
- Four 27" slots allow for ground electrode connections to be made before installation of test well.

ACCESS WELL RATINGS:

- Traffic Rated - AASHTO H-20, Vehicles up to Class 8
- Medium Duty - Pedestrian and Non-continuous/Incidental Traffic
- Light Duty - Pedestrian and Greenway applications



Traffic Rated



Medium Duty



Light Duty

Cast Iron Grated Covers

Part No.	Diameter	Fits Test Well	Approx. Each Wt. (lbs.)
10PBG	10-1/4"	358T & 360PBG	7
12PBG	12-1/2"	360T & 362PBG	10
12TG	14-3/4"	362T	18
18PBG	18-3/8"	368PBG	29
18TG	22"	368T	36



Flat Steel Covers

Part No.	Diameter	Fits Test Well	Approx. Each Wt. (lbs.)
8PS	8-5/8"	358PS & 358P42	3
10PS	10-5/8"	360PS & 360P42	5
10PBS	11-1/4"	360PBS	6
12PBS	13-1/4"	362PBS	7
12PS	12-3/4"	362PS	8
18PBS	19-7/8"	368PBS	16



Top View of Cover



Inverted View of Cover

- Manufactured from 3/16" commercial grade steel with a zinc/ultraseal coating.

Plastic Covers

Part No.	Diameter	Fits Test Well	Approx. Each Wt. (lbs.)
6PP	6-5/8"	356PP	1
8PP	8-5/8"	358PP & 358PP42	1
10PP	10-3/4"	360PP & 360PP42	2

- Manufactured from High Density Polyethylene.



Top View of Cover



Inverted View of Cover

Concrete Covers

Part No.	Diameter	Fits Test Well	Approx. Each Wt. (lbs.)
8CC	10-7/8" x 2"	358TC	16
10CC	12-1/2" x 2"	360TC	24
12CC	14-3/4" x 2-3/4"	362TC	29

- Specifically made for Tile Access Wells.

