


ULTRAWELD ULTRASHOT™

Five Steps to the Perfect Connection



step 1

- Clean and dry conductors and mold
- Insert conductors into mold



step 2

- Close handle clamp and lock mold
- Insert UltraShot™ drop-in into mold




step 3

- Attach cord to UltraShot™ igniter



step 4

- Push and hold both igniter buttons at the same time



step 5

- Reaction is made
- Open mold and remove connection
- Remove slag before next connection



A completed UltraShot™ connection



UltraShot™ Ignition Process

- UltraShot™ utilizes a copper container which is consumed along with the weld metal.
- Electronic ignition system is fired by a long lasting rechargeable battery controller.
- Allows the user to maintain a safe distance from the reaction.

UltraShot™ Provides Superior Molds

- Ultraweld® UltraShot™ molds are more durable than those of other manufacturers.
- Harger uses high durability graphite.
- Strong precision hinges are used in the construction of Ultraweld® UltraShot™ molds.




UltraShot™ Innovative Two-Piece Mold Designs

- Two-Piece Mold Designs implemented for six different mold families (GS, XO, RE, RO, RP and RS).
- Designs use standard handle clamps which significantly improves usability and lowers cost.
- Compare these designs to the Three-Piece Molds offered by other manufacturers that are susceptible to mold breakage or locking onto ground rods.

Patented Mold Handle Clamps with Modular Attachments

- Ultraweld® Handle Clamps can be closed with one hand.
- Attachments include a Magnetic Kit for flat steel surfaces and three Chain Kits for Vertical and Horizontal round members.
- Ultraweld® Attachments are significantly lower in cost than the bulky clamp assemblies offered by other manufacturers.



Ultraweld® Hold Down Kit

- Eliminates the use of dedicated hold down frames on molds thus reducing overall mold cost.
- Hold Down Kit attaches to standard handle clamps.

**Harger does not penalize you for expedited same day or next day service!
No additional charges for non-stocked or specialty designed molds!**

Harger Lightning & Grounding

301 Ziegler Drive, Grayslake, IL 60030

847.548.8700 • 800.842.7437 • Fax: 847.548.8755

Website: www.harger.com • Email: hargersales@harger.com